

Connecting to SkyLab One – iPad



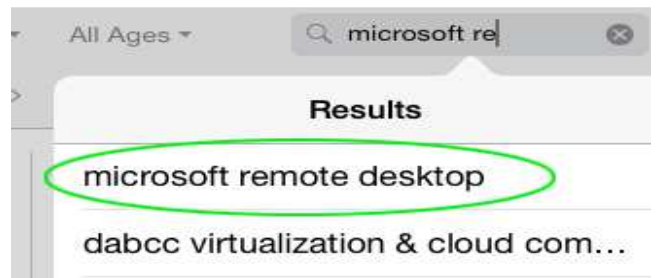
To use SkyLab One from your Apple device you will need to download a free Microsoft Remote Desktop app from the AppStore.

To download the app, open the AppStore and search for Microsoft Remote Desktop.

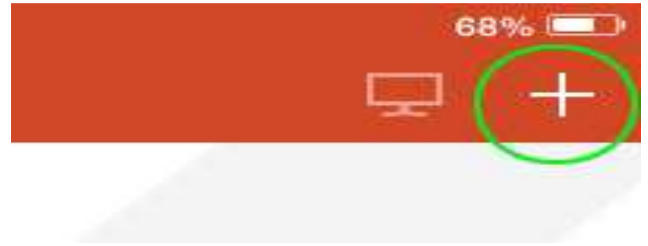
The icon will be orange and have a computer monitor. Tap Get.

Tap Install. You may be prompted to enter your AppleID and password.

After the app has downloaded. It will appear on your iPad's home screen.



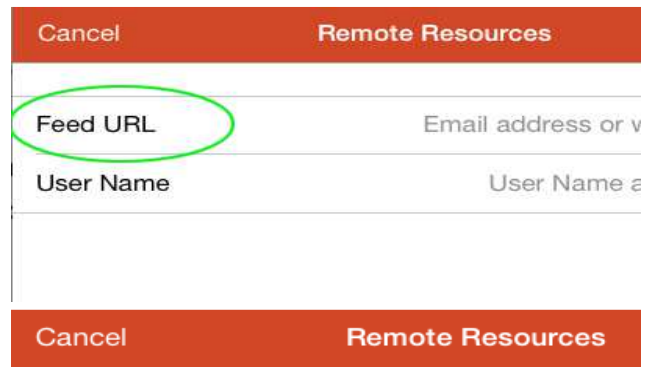
Open the app and tap the + in the upper right corner.




Tap Add Remote Resource Feed.



Tap Feed URL, and enter the following:
<https://sky.emporia.edu/rdweb/Feed/webfeed.aspx>
Tap Done.



Tap User Name.



Enter your BuzzIn username as follows:
esud\username



Enter your BuzzIn password.

Tap Save.

The apps that are available to you are now displayed.
If you need any assistance, please contact the IT Help Desk at
620-341-5555

